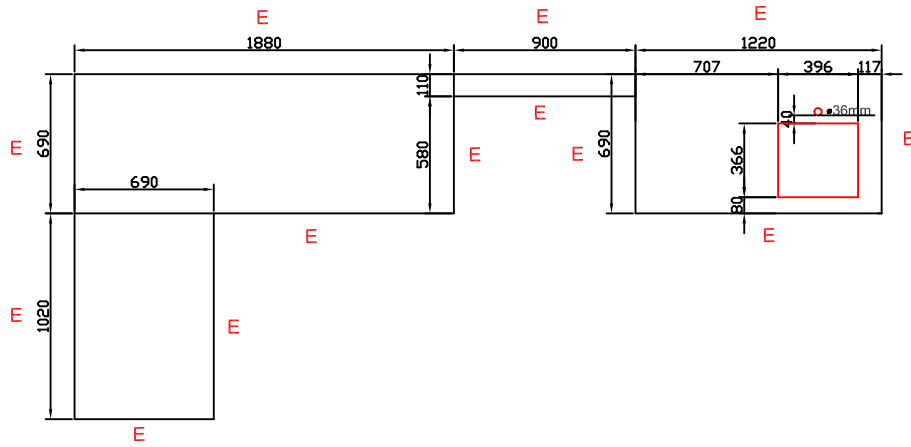
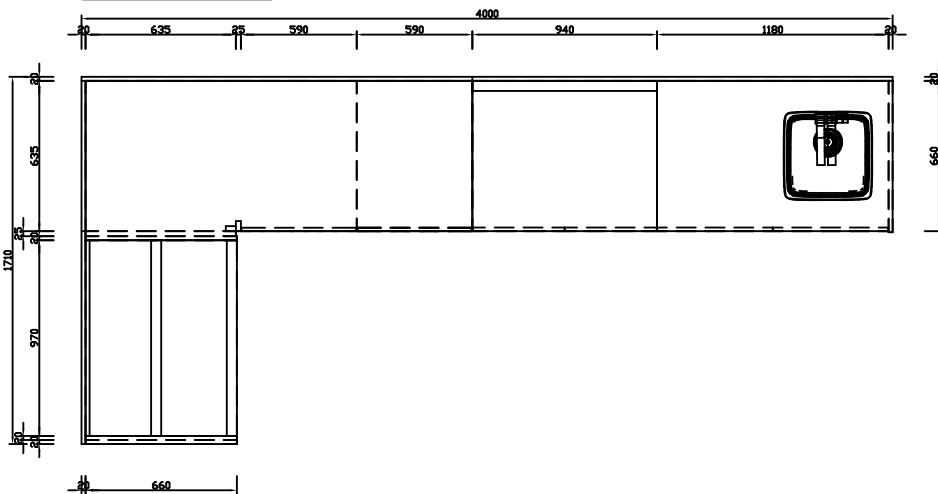


# Benchtop Drawing

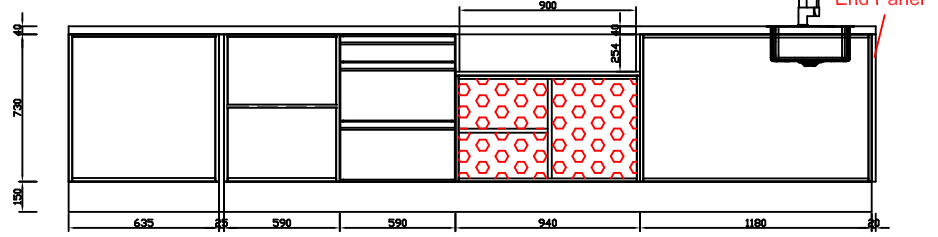
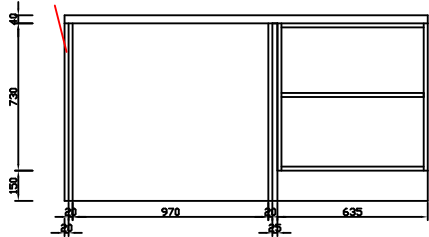


## Plan view



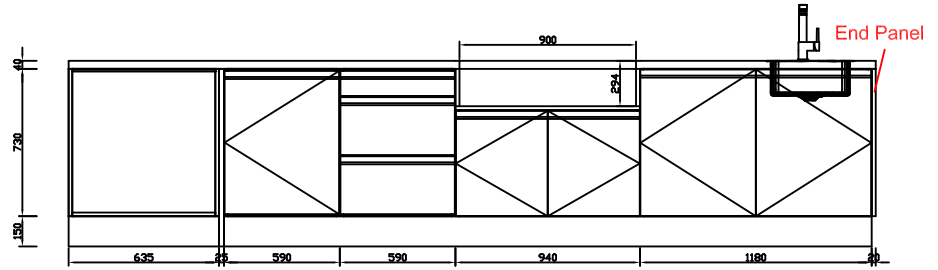
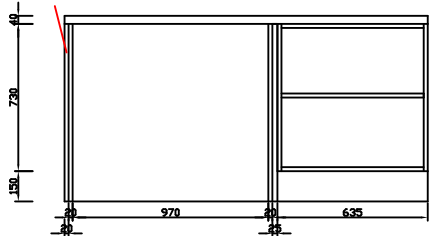
## Internal view

End Panel

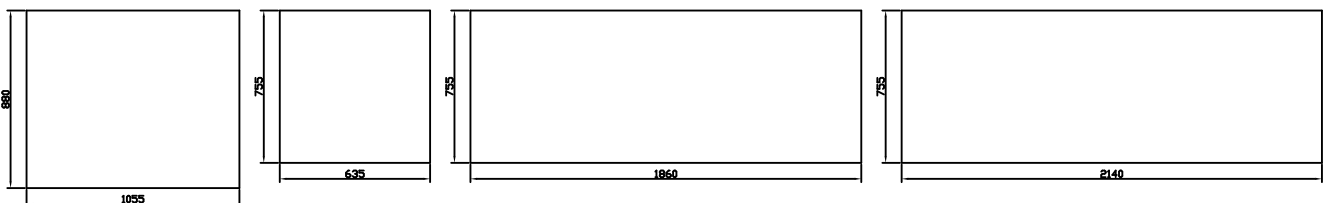


## Front view

End Panel



## Rear Glass Panel



## ALF-C2-840 Double Glass Door Alfresco Drink Chiller



- Water resistant (IPX4 rated)
- Designed for sheltered outdoor use
- 43°C tropical spec for usage in the Australian summer heat
- LED interior lighting controlled with on/off
- Digital temperature display
- 304 grade high quality stainless steel exterior and handle
- Self closing double-glazed door with heated glass and frame to prevent condensation
- Pressure injected foam insulation
- Integral lock/s to protect stock
- Fully adjustable chrome shelves every 11mm.
- Auto defrost with self-evaporating drip tray
- Adjustable feet to allow for level positioning on uneven floors
- Stainless steel compressor base plate
- Doors are not reversible



### Specifications

MODEL	ALF-C2-840
<b>CAPACITY</b>	
Nett Total (Litres)	190
<b>PERFORMANCE</b>	
Power Input/Watts	213
Temperature Range (°C)	0 to 10
<b>FEATURES</b>	
Temperature Control	Electronic
Shelves	4 (extra available)
Feet	Adjustable
Door Hinge Location (Left to Right)	Left, Right
Refrigerant	R600a
330ml bottle loading capacity (hinged model)	190
500ml bottle loading capacity (hinged model)	150
<b>DIMENSIONS</b>	
Nett External HxWxD (mm)	840x865x495
Nett Weight (kgs)	63